

Family Time Online

Family Resource Booklet



Literacy Coalition
of New Brunswick Ltd.

Acknowledgements

The content of this resource is taken from the *Educators Guide to Family Time Online* by Dr. Kim Stewart and Dr. Sherry Rose et al, 2022, prepared for the Literacy Coalition of New Brunswick.

This booklet was compiled by Joanie Crandall, PhD, Consultant and Lynda Homer, Executive Director, Literacy Coalition of New Brunswick.

We gratefully acknowledge the New Brunswick Departments of Education and Early Childhood Development and Post-Secondary Education, Training, and Labour for providing the funding for this project.

Thank you to the educators, children, and families for their contribution to this project.

Copyright © 2022 Literacy Coalition of New Brunswick

Project Management: Lynda Homer, Executive Director, Literacy Coalition of New Brunswick

Design, layout, and copy-editing: Goose Lane Editions

Photos courtesy of Literacy Coalition of New Brunswick, unless otherwise noted.



Contents

Section One
Storytelling 5

Section Two
Mark Making 11

Section Three
Lunch and Tea 19

Section Four
The Joy of Water 24

Section Five
Treasure Baskets 28

Additional Resources 34



Introduction

Dear Families,

This family resource guide provides links related to the stories that you have read during Family Time Online. In each section, to correspond with each of the books, are tips, digital resources, stories, songs, lyrics, and even some poetry for your family to share. An additional section offers further resources: books, digital resources, digital literacy links, multilingual books sites, outdoor learning, family resources, songs, and finger rhymes.

We hope that you enjoyed your participation in our online program and will find this booklet useful as you continue to nurture the love of literacies with your child.

— The Family Time Online Project Team

Section One

Storytelling



Tips

Reading with Babies and Toddlers

- Encourage physical closeness while reading — this encourages interactions where children can point to pictures, turn pages back and forth, and talk about the pictures and stories.
- Encourage but never force reading — communicate that reading is enjoyable.
- Don't worry about completing a picture book — children will let you know when they are interested.
- Sometimes simply talk about the illustration instead of reading the words.
- Ask questions about the illustrations and characters and wonder about what might happen next.
- Make connections to children's experiences.
- Follow as children respond or bring books to be shared or abandon the book for another interest.
- Follow children's gaze at the illustrations or their delight in the language of the book as they flip pages back and forth and linger on their favourite pages.
- Celebrate when children join in through bodily expression and/or chanting favourite repeated lines.
- Appreciate children's desire to move or act out the story.
- Provide access to books: on the go, in the car, in the stroller, during belly time, during tub time, and at bedtime.
- Respect children's sensory investigations of books.
- Respond to children's moods, interests, and needs when reading.

Digital Resources

Helping with Reading

Mem Fox provides wonderful resources for families on her website: <https://memfox.com>

Sharing Books with Babies — It's Never too Early!

<https://www.youtube.com/watch?v=ow92zSRLbjQ>

Supporting Young Readers Before (and After) They Can Read Words

<https://www.youtube.com/watch?v=besrfRsb8rk>


Supporting Language Development in Babies

<https://www.youtube.com/watch?v=SCqEoovWNzc>

Stories

Online Read Alouds: <https://storylineonline.net>

A Story is Waiting — Come and Listen: <https://www.youtube.com/channel/UCBW5bBw7-AqAdjVZzhJm2sg>



Our Top-Ten Tastiest Board Books: <https://nerdybookclub.wordpress.com/2019/01/19/our-top-ten-tastiest-board-books-by-kathy-anne-cowie/>

Songs

“Wonky Donkey” by Craig Smith: <https://www.youtube.com/watch?v=SDeQT9zCvi4>

“Dinky Donkey” by Craig Smith (acoustic performance)
<https://www.youtube.com/watch?v=66MZwwiH4zQ&list=PLINSpjKPFobYL4uLtMQIjWmu-qTdsyVr&index=5>

“Dinky Donkey” by Craig Smith: <https://www.youtube.com/watch?v=hdWBOJCISRY&list=PLINSpjKPFobYL4uLtMQIjWmu-qTdsyVr&index=3>

Barnyard Dance by Sandra Boynton
<https://www.youtube.com/watch?v=tJorGZsjwGA>

“Old MacDonald Had a Farm”: https://youtu.be/VX2bE7y_33g

“Donkey Song”: <https://www.youtube.com/watch?v=sTBG6MjtNI8>



The Wonky Donkey

by Craig Smith

*I was walking down the road and I saw a donkey hee haw
He only had three legs
He was a wonky donkey
Wonky donkey
Wonky donkey yeah*

*I was walking down the road and I saw a donkey hee haw
He only had three legs and one eye
He was a winky wonky donkey
Winky wonky donkey
Winky wonky donkey*

*I was walking down the road and I saw a donkey hee haw
He only had three legs, one eye and he liked to listen to country music
yeehaw
He was a honky-tonky winky wonky donkey
Honky-tonky winky wonky donkey*

*I was walking down the road and I saw a donkey hee haw
He only had three legs, one eye and he liked to listen to country music
and he was quite tall and slim
He was a lanky honky-tonky winky wonky donkey
Lanky honky-tonky winky wonky donkey*

*I was walking down the road and I saw a donkey hee haw
He only had three legs, one eye and he liked to listen to country music
and he was quite tall and slim and he smelt really, really bad
He was a stinky-dinky lanky honky-tonky winky wonky donkey
Stinky-dinky lanky honky-tonky winky wonky donkey*

*I was walking down the road and I saw a donkey hee haw
He only had three legs, one eye and he liked to listen to country music
and he was quite tall and slim and he smelt really bad and that
morning he got up early and he hadn't had any coffee
He was a cranky stinky-dinky lanky honky-tonky winky wonky donkey
Cranky stinky-dinky lanky honky-tonky winky wonky donkey*

*I was walking down the road and I saw a donkey hee haw
He only had three legs, one eye and he liked to listen to country music
and he was quite tall and slim and he smelt really bad and he got
up in the morning and he hadn't had any coffee and he was always
getting up to mischief
He was a hanky-panky cranky stinky-dinky lanky honky-tonky winky
wonky donkey
Hanky-panky cranky stinky-dinky lanky honky-tonky winky wonky
donkey*

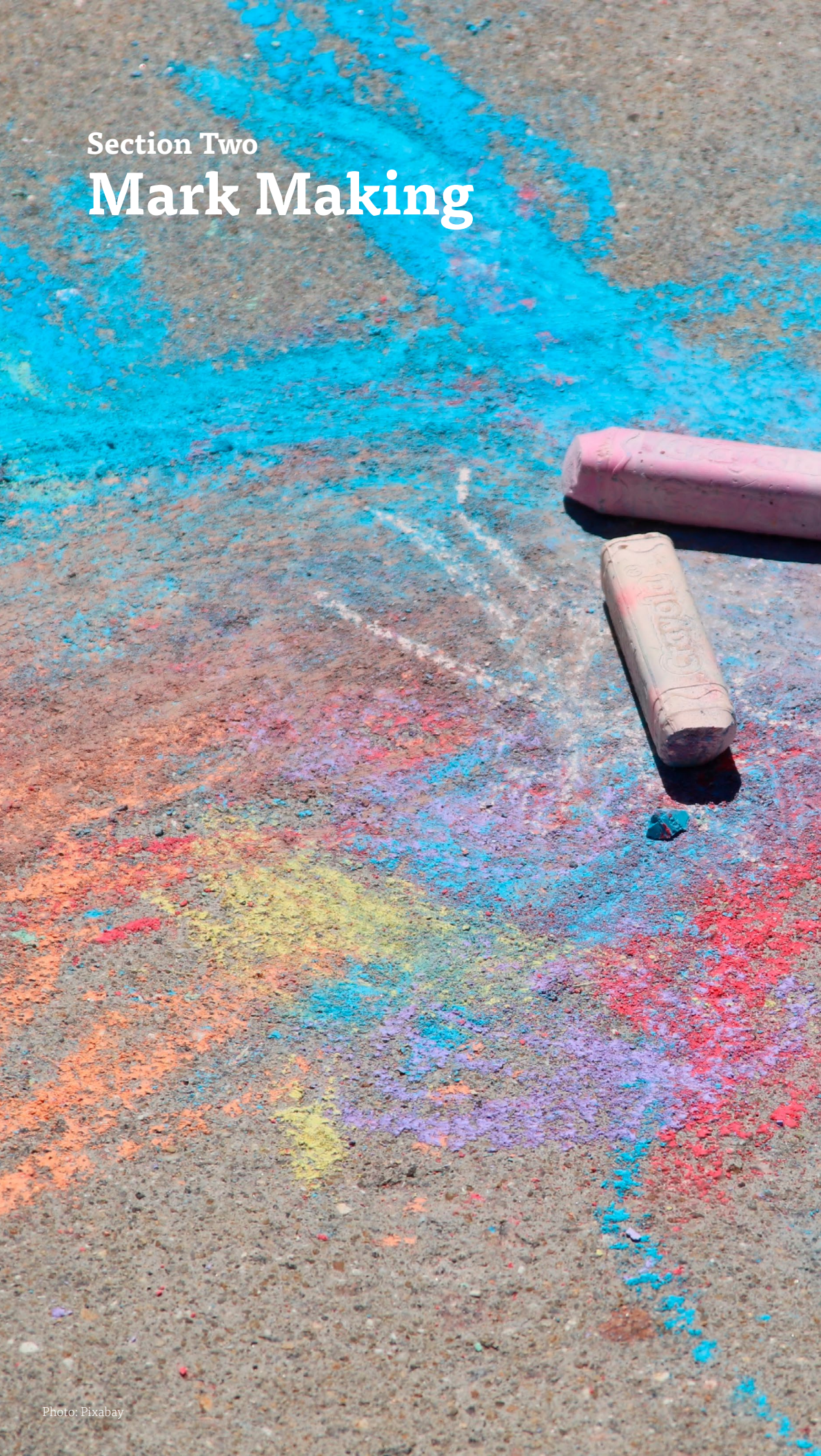
*I was walking down the road and I saw a donkey hee haw
He only had three legs, one eye and he liked to listen to country music
and he was quite tall and slim and he smelt really bad and he got
up in the morning and he hadn't had any coffee and he was always
getting up to mischief but he was quite good-looking
He was a spunky hanky-panky cranky stinky-dinky lanky honky-tonky
winky wonky donkey
Spunky hanky-panky cranky stinky-dinky lanky honky-tonky winky
wonky donkey
I was walking down the road and I saw a donkey hee haw*

*The Wonky Donkey written by Craig Smith
Illustrated by Katz Cowley
© 2010 Scholastic New Zealand*



Section Two

Mark Making



Tips

Mark-Making with Children

- Provide access to mark-making materials such as paper, pens, pencils, crayons, markers, and paints.
- Celebrate marks that look like lines, squiggles, and circles.
- Share children's mark-making with families and friends, in person or digitally.
- Appreciate their marks — this is the most important.

Talking with Children about Mark Making

- Tell me about your drawing . . .
- Can you tell me about what is happening here?
- Note and invite them to tell you about their mark-making.
 - ▷ You've painted this very carefully.
 - ▷ I see you've made many dots.
 - ▷ I notice your curly lines.
 - ▷ Wow! Look at all these colours! How did you start?
- Pose a challenge.
 - ▷ How will you show those whiskers?
- Express curiosity.
 - ▷ How did you make that texture? Colour? Shape?
 - ▷ How did you make that stand up?
 - ▷ How did you join those pieces?

Digital Resources

Mark-Making

Drawing with Amie: Amie's Drawings

<http://blog.bolandbol.com/2009/01/10/learning-drawing-from-her-peers/>

Collection of Amie's Artwork

<https://www.flickr.com/photos/bolandbol/sets/72157608593865975/>

Part 1: Supporting Word Making for Young Writers

<https://www.youtube.com/watch?v=xtp58ffDyP8>

Part 2: Supporting Word Making For Young Children.

<https://www.youtube.com/watch?v=jOKocuBHrO8>

The Importance of Making Books

https://www.youtube.com/watch?v=A1HL_1ZTrzQ&t=2s



Stories

Mo Willems's website

<http://www.mowillems.com>

The Pigeon Needs a Bath by Mo Willems

<https://www.youtube.com/watch?v=GDrqQx4upBs>

The Pigeon Loves Things that Go by Mo Willems

<https://www.youtube.com/watch?v=56mW7dAqqys>

Don't Let the Pigeon Drive the Bus by Mo Willems

<https://www.youtube.com/watch?v=n-dHeNfXtgc>

Drawing Pigeon with Mo

https://www.youtube.com/watch?v=VO5Lds_xLow



Songs

“Bathtime” by Raffi

https://youtu.be/YaB83moua_Q

“Five Little Ducks”

<https://youtu.be/pZw9veQ76fo>

“The Wheels on the Bus” by Raffi

<https://youtu.be/O-35EymzObY>

<https://youtu.be/8d8Vo72Kbrk> (with actions)

“Train Song”

<https://www.youtube.com/watch?v=RiVfCDDpoxc>



The Wheels on the Bus

by Raffi

*The wheels on the bus go round and round
Round and round, round and round
The wheels on the bus go round and round
All around the town
The wipers on the bus go swish, swish, swish
Swish, swish, swish, swish, swish, swish
The wipers on the bus go swish, swish, swish
All around the town
The driver on the bus goes move on back
Move on back, move on back
The drive on the bus goes move on back
All around the town
The people on the bus go up and down
Up and down, up and down
The people on the bus go up and down
All around the town
The horn on the bus goes beep, beep, beep
Beep, beep, beep, beep, beep, beep
The horn on the bus goes beep, beep, beep
All around the town
The babies on the bus go wah, wah, wah
Wah, wah, wah, wah, wah, wah
The babies on the bus go wah, wah, wah
All around the town
The parents on the bus go shh, shh, shh
Shh, shh, shh, shh, shh, shh
The parents on the bus go shh, shh, shh
All around the town
The wheels on the bus go round and round
Round and round, round and round
The wheels on the bus go round and round
All around the town
The wheels on the bus go round and round
Round and round, round and round
The wheels on the bus go round and round
All around the town*

*"The Wheels on the Bus," from the album Rise and Shine
Words and music by Raffi.
© 1982 Homeland Publishing*

Bathtime

by Raffi

*The water is fine, fine, fine
The soap is mine, mine, mine
Scrub and shine, shine, shine
It's my bathtime*

*The water is nice and warm
It makes me feel at home
Like a baby whale
It's my bathtime*

*Ba-ba-ba, bubbly bubbles
Wo-wo-wo, silky bubbles
In my tub, tub, tub
I'm gonna scrub, scrub, scrub
Every part of me
It's my bathtime*

*Wash my toes, toes, toes
Scrub my ears and my nose
Wash my body, oh
It's my bathtime*

*Ba-ba-ba, bubbly bubbles
Wo-wo-wo, silky bubbles
Hey, the water is fine, fine, fine
The soap is mine, mine, mine
Scrub and shine, shine, shine
It's my bathtime*

*The water is nice and warm
It makes me feel at home
Like a baby whale
It's my bathtime*

"Bath Time," from the album *Everything Grows*
Words and music by Raffi
© 1987 Homeland Publishing

The Bath Song

Super Simple Songs

Can you wash your hair?

I can wash my hair.

Can you wash your feet?

I can wash my feet.

Can you wash your face?

I can wash my face.

Can you wash your knees?

I can wash my knees.

I can wash my hair.

I can wash my feet.

I can wash my face.

I can wash my knees.

This is the way we take a bath.

Can you wash your shoulders?

I can wash my shoulders.

Can you wash your toes?

I can wash my toes.

Can you wash your hands?

I can wash my hands.

Can you wash your nose?

I can wash my nose.

I can wash my shoulders.

I can wash my toes.

I can wash my hands.

I can wash my nose.

This is the way we take a bath.

Section Three

Lunch and Tea



Tips

Conversation

- Share the joy of reading, singing, poetry, and mark-making connected to the theme of food.
- Revisit picture books for pleasure, adding actions, chiming in, and sound effects.
- Make marks related to favourite foods or kitchen activities.
- Connect books, poems, and songs with family-favourite foods and kitchen experiences.

Digital Resources

Stories about Food

Lunch by Denise Fleming

<https://www.youtube.com/watch?v=59IQfja-hII>

Chimpanzees for Tea by Jo Empson

<https://www.youtube.com/watch?v=e2vnLQ531zY>

Awâsis and the World-Famous Bannock by Dallas Hunt
Pronunciation Guide

<https://www.youtube.com/watch?v=vN5mbDaspHs>

Dragons Love Tacos by Adam Rubin

<https://www.youtube.com/watch?v=GMTCZZp3RbQ>

Songs about Food

“Apples and Bananas” by Raffi

<https://youtu.be/AyiEF53jvoY>

“Peanut Butter” by Sharon, Lois, and Bram

<https://youtu.be/dgUxeBSchws>

Do You Know the Muffin Man?

<https://www.youtube.com/watch?v=4-iPFET9cOI>

“I’m a Little Teapot”

<https://www.youtube.com/watch?v=b14OeT1gNFo>

“There was an Old Lady Who Swallowed a Fly”

https://www.youtube.com/watch?v=Jo_4hkfR7WE

Other Digital Resources

25 Kid-Friendly Food Blogs

<https://www.culinarynutrition.com/top-25-kid-friendly-food-blogs/>



There Was an Old Lady Who Swallowed a Fly

*There was an old lady who swallowed a fly
I don't know why she swallowed a fly — Perhaps she'll die!*

*There was an old lady who swallowed a spider
That wriggled and tiggled and jiggled inside her!
She swallowed the spider to catch the fly;
I don't know why she swallowed a fly — Perhaps she'll die!*

*There was an old lady who swallowed a bird;
How absurd to swallow a bird!
She swallowed the bird to catch the spider
That wriggled and tiggled and jiggled inside her!
She swallowed the spider to catch the fly;
I don't know why she swallowed a fly — Perhaps she'll die!*


*There was an old lady who swallowed a cat;
Fancy that! She swallowed a cat!
She swallowed the cat to catch the bird,
She swallowed the bird to catch the spider
That wriggled and tiggled and jiggled inside her!
She swallowed the spider to catch the fly;
I don't know why she swallowed a fly — Perhaps she'll die!*

*There was an old lady who swallowed a dog;
What a hog, to swallow a dog!
She swallowed the dog to catch the cat,
She swallowed the cat to catch the bird,
She swallowed the bird to catch the spider
That wriggled and tiggled and jiggled inside her!
She swallowed the spider to catch the fly;
I don't know why she swallowed a fly — Perhaps she'll die!*

*There was an old lady who swallowed a cow;
I don't know how she swallowed a cow!
She swallowed the cow to catch the dog,
She swallowed the dog to catch the cat,
She swallowed the cat to catch the bird,*

She swallowed the bird to catch the spider
 That wriggled and tiggled and jiggled inside her!
 She swallowed the spider to catch the fly;
 I don't know why she swallowed a fly — Perhaps she'll die!

There was an old lady who swallowed a horse;
 . . . She's dead, of course!



Apples and Bananas

by Raffi

I like to eat, eat, eat apples and bananas
 I like to eat, eat, eat apples and bananas
 I like to ate, ate, ate aypuls and banaynays
 I like to ate, ate, ate aypuls and banaynays
 I like to eet, eet, eet eeples and baneenees
 I like to eet, eet, eet eeples and baneenees
 I like to ite, ite, ite iples and baninis
 I like to ite, ite, ite iples and baninis
 I like to ote, ote, ote oples and banonos
 I like to ote, ote, ote oples and banonos
 I like to ute, ute, ute uples and banunus
 I like to ute, ute, ute uples and banunus

“Apples and Bananas,” from the album *One Light, One Sun*
 Words and music by Raffi.
 © 1985 Homeland Publishing

Section Four

The Joy of Water



Tips

Learning through Play

Children can participate in literacy activities with water inside or outside. There is no right or wrong way. Water play can occur in the bathtub, the kitchen sink, in puddles on a rainy day, in a shallow pool, on a beach, or a local park's water feature. There are many opportunities for joyful learning while playing with water.

Explore Cause and Effect

- What happens if I jump in a puddle?
- What happens if I splash something?
- Will it sink? Will it float?
- What can water do?
- Flow, drip, evaporate, etc.
- Take the shape of the container, etc.

Encourage Problem-Solving

- How can I keep the water in this container?
- How can I fill this container up to the top?
- How can I move water from one puddle to the next?

Encourage Language Skills

- Descriptive words
 - ▷ Pour, spray, splash, dribble, drip, overflow, etc.
- Mathematical words
 - ▷ How many cups did it take to fill that container?
 - ▷ Let's count!
 - ▷ Full, empty, half full, etc.

- Scientific words
 - ▷ Float, sink, evaporate, etc.
- Ask and answer questions as they come up in play.

Encourage Movement

- Help children create stories as they move about during pretend play.
- Encourage movement and coordination of body, hands, and eyes as children move their body through space.
- Encourage large-muscle strength as children challenge themselves to carry heavy containers of water or move the tub water with their whole body.
- Explore learning through the senses: touch, taste, smell, sound, and sight.
- Demonstrate how puddle jumping is a wonderful way to release energy.

Photo: Pixabay



Digital Resources

Play in a Puddle on a Rainy Day

<https://www.naeyc.org/our-work/families/play-in-puddle>

Puddle by Richard Jackson

<https://www.youtube.com/watch?v=oem9vABBmxo>

“Mud Puddle Jump”

<https://www.youtube.com/watch?v=XK5obKpwI9s>

Puddles by Jonathan London

<https://www.youtube.com/watch?v=mlQNWaCAXbg>

Hey, Water! by Antoinette Portis

<https://www.youtube.com/watch?v=RzjF841CybA>

“The Puddle Song”

<https://www.youtube.com/watch?v=zAuM6pHEcuw>

“Rain is Falling Down”

<https://www.youtube.com/watch?v=IAea9WRxFY0>

Finger play “Spring Rain Song” and read aloud of *Worm Weather*

<https://www.youtube.com/watch?v=eS3DCI9g1uA>

“Itsy Bitsy Spider”

<https://www.youtube.com/watch?v=TRcDPd3VY0M>

“Rain on the Grass”

<https://www.youtube.com/watch?v=-pFcL4xn3us>

“Rain Rain Go Away”

<https://www.youtube.com/watch?v=LFrKYjrIDs8>

Section Five

Treasure Baskets



Tips

Create a Treasure Basket at Home

- Support independent exploratory play. Help children with learning through their senses.
- Observe closely. Notice how many things children do with the objects: looking, touching, grasping, banging, waving, tasting, dropping, picking up, passing items from one hand to another, exploring the sounds the item makes, or experimenting with what the item might do.
- Notice what items children select or discard.
- Notice how children respond to the items — excitement? curiosity? concentration?
- Notice how children are learning about weight, textures, size, shapes, sounds, and smell.
- Place containers such as baskets or tins or kitchen pots beside them so children can move objects between containers.
- Treasure Basket play can provide children with an opportunity to interact with others. Young children can explore independently side by side but they may also share objects, touch each other, look at each other, smile, and make noises. It is a great time for children while families visit.

Suggested Items for the Treasure Basket

- Fill the baskets with everyday items selected to provide maximum interest through:
 - ▷ Touch: texture, shape, weight
 - ▷ Smell: variety of scents
 - ▷ Sound: ringing, tinkling, banging, scrunching
 - ▷ Sight: colour, shape, length, shininess

Basket

- Flat bottom
- No handles
- Strong enough for them to lean on
- Made of natural materials
- Under 14" in diameter and 4"-5" high

Objects from nature

- Pine cones of differing sizes
- Larger pebbles
- Shells
- Dried gourds
- Big feathers
- Pumice stone
- A citrus fruit
- A piece of loofah
- A natural sponge



Objects made with natural materials

- Ball of wool
- Little baskets
- Wooden nail brush
- Tooth brush
- Shaving brush
- Small shoe brush
- House-painting brush
- Cosmetic brush

Wooden objects

- Small boxes
- Large cubes
- Wooden spoons
- Clothes pins
- Wooden blocks
- Large wooden beads

Metal objects

- Measuring cups
- Pots and pans
- Spoons
- Whisk
- Keys
- Cake pan
- Bells
- Small tin lid
- Links of chain
- Strainer

- Tea infuser
- Garlic squeezer
- Bulldog clip
- Metal bowl

Objects in leather, textile, rubber, fur

- Fabrics of different kinds
- Tennis ball
- Rubber ball
- Dish scrubbers
- Rubber tubing
- Eyeglasses case
- Small leather change purse
- Bath plug with a chain
- Small stuffed animal, teddy bear, or doll

Paper, Cardboard

- Boxes
- Tubes from kitchen rolls or wrapping paper
- Wax paper
- Tin foil
- Parchment paper

Plastic

- Large bubble wrap
- Measuring cups
- Spoons

Digital Resources

How to Make a Treasure Basket for Your Baby

<https://www.youtube.com/watch?v=rrBtbZLBhAs>

Baby Play Idea for Under Two Treasure Baskets

<https://www.youtube.com/watch?v=i4U894770IM>

Making play inclusive - Treasure Baskets

<https://www.youtube.com/watch?v=moO6PBn-WgI>

Let's Delve for Treasure

https://youtu.be/aoQpDgUdP_Q





Additional Resources



Board Books for Babies and Toddlers

- Babin, S. & Callejeon, M. (Illustrator). (2021). *Matching Game Book: Bugs and Other Little Critters*. Twirl.
- Boynton, S. (2021). *Woodland Dance*. Workman Publishing Company.
- Campbell, N. & Flett, J. (Illustrator). (2018). *A Day with Yayah*. Crocodile Books. <https://www.youtube.com/watch?v=RFVJWB-feow>
- Cotter, B. (2021). *Don't Push the Button*. Sourcebooks Jabberwocky <https://www.youtube.com/watch?v=ITomXAdftkQ>
- Dane Bauer, M. (2003). *Toes, Ears, & Nose! A Lift-the-Flap Book*. Little Salmon. <https://www.youtube.com/watch?v=GYTGdTczZNE>
- Darling, L. (2017). *Gotta Go, Buffalo: A Silly Book of Fun Goodbyes*. Gibbs Smith. <https://www.youtube.com/watch?v=tIKUalfkBEM>
- Dennis Lee & Ling, Q. (Illustrator). (2018). *Good Night, Good Night*. Harper Collins. <https://www.youtube.com/watch?v=r6TdWSlXBVs>
- Earl E. & Flett, J. (Illustrator). (2004). *The Moccasins*. Theytus. <https://www.youtube.com/watch?v=9YaF4lOzeuY>
- Franceshelli, C. & Peski Studio (Illustrator). (2013). *Alphablock and Countablock* board books. Abrams Appleseed.
- Flett, J. (2021). *We All Play / kimetawanaw*. Greystone Kids.
- Fryer Brow, T. & Ford, A.G. (Illustrator) (2020). *Brown Baby Lullaby*. Farrar, Straus and Giroux. <https://www.youtube.com/watch?v=Oi3UCCQzB-Q>
- Gomez, B. (2018). *5 Wild Numbers*. Words & Pictures. <https://www.youtube.com/watch?v=IRouQH4sR9A>
- Haughton, C. (2020). *Don't Worry, Little Crab*. Random House of Canada. <https://www.youtube.com/watch?v=fNQyqK7vFS8>
- Hegarty, P. & Elliott, T. (2021). *You Are My Happy*. Sourcebooks Wonderland. <https://www.youtube.com/watch?v=gu5ZTfToM7c>
- Ittuksaarjuat, M. (2020). *Tuktut Innaruqpallianingit / Life Cycles of Caribou*. Inhabit Media.
- Kashiwara, A. (2018). *Baby Sees Colors: A Totally Mesmerizing High-Contrast Book for Babies Board Book*. Gakken.

- Linenthal, P. (1998). *Look LOOK! Button Books for Young Readers*.
<https://www.youtube.com/watch?v=UrhFU6YzGOo>
- McClure, N. (2013). *How to Be a Cat*. Harry N. Abrams.
- Motomitsu, M. (2021). *Animals (Multilingual Board Books)*. Blue Dot Kids Press.
- Newman, L. & Thomson, C. (Illustrator). (2009). *Mommy, Mama and Me*. Random House Children's Books. <https://www.youtube.com/watch?v=Lt2VphobB-A>
- Newman, L. & Thomson, C. (Illustrator). (2008). *Daddy, Papa and Me*. Tricycle Press.
- Robertson, J. (2017). *The Water Walker*. Second Story Press. <https://www.youtube.com/watch?v=HkhVLxroNfw>
- Sainte-Marie, B. & Hodson, B. (Illustrated). (2020). *Hey Little Rockabye: A Lullaby for Pet Adoption*. Greystone Kids.
- Shertle, A. & McElmurry, J. (2008). *Little Blue Truck*. Houghton Mifflin Harcourt.
- Sze, G & Todd, S. (2021). *The Night Is Deep and Wide*. Orca Book Publishers.
<https://www.youtube.com/watch?v=CbhCp3gFbMI>
- Teddy, J. & Beddows, E. (Illustrator). (2006). *Night Cars*. Groundwood Books.
- Tillman, N. (2012). *I Love You to the Moon and Back*. Feiwel & Friends. <https://www.youtube.com/watch?v=kOzGZj5qYJQ>
- Van Camp, R. (2019). *May We Have Enough to Share*. Orca Book Publishers. https://www.youtube.com/watch?v=uqyg-H8_Li4
- Van Camp, R. & Flett, J. (Illustrator). (2013) *Little You*. Orca Book Publishers. <https://www.youtube.com/watch?v=ZA9LEreC6bg>
- Van Camp, R. & Flett, J. (Illustrator). (2016). *We Sang You Home*. Orca Book Publishers. <https://www.youtube.com/watch?v=8YoigeLVmzE>
- Vickers, R.H. & Budd, R. (2020). *Raven Squawk, Orca Squeak*. Harbour Publishing.
- Wolff, A. (2012). *Baby Bear Sees Blue*. Little Salmon. <https://www.youtube.com/watch?v=z6Q1skehWQw>

Other Digital Resources

Cooking with Young Children

Appetite to Play: Healthy Eating and Physical Literacy in the Early Years

Healthy eating resources, tips, and other information

<https://appetitetoplay.com/>

Teach Nutrition

Resources for healthy eating in early years

<https://dairyfarmersofcanada.ca/en/teachnutrition/maritimes>

Kid Food Nation

Resources for healthy eating, activities, and games

<https://kidfoodnation.ytv.com/>

Kids Up Front

<https://kidsupfront.com/videos-cooking/>

Food Network

Cooking with Kids

<https://www.foodnetwork.com/recipes/packages/recipes-for-kids/cooking-with-kids>

Digital Literacies

Knowledge Kids

<https://www.knowledgekids.ca/videos/canada-crew>

TVO Kids

<https://www.tvokids.com/preschool>

CBC Parents

Articles, videos, apps

<https://www.cbc.ca/parents/>

The Libby App

NB Public Libraries offers access to Libby website with library card.

See the website for details on how to download the app

<https://www2.gnb.ca/content/gnb/en/departments/nbpl/online-library.html#ebooks>

Tell Me a Story/Raconte-moi une histoire
E-stories in English and French
<http://jeunes.banq.qc.ca/pj/ecouter/raconte/>

TumbleBooks
NB Public Libraries offer access to this website with library card
<https://www2.gnb.ca/content/gnb/en/departments/nbpl/children.html>

PBS Kids
Online storybooks & videos
<https://pbskids.org/apps/filter/ebook/>

Storyline Online
Storybooks read online
<https://storylineonline.net/>

Go Noodle
Activities, videos, and games
<https://www.gonoodle.com/>

Story Books Canada
A range of storybooks on diversity
<https://www.storybookscanada.ca/>

Multilingual Book Sites

Amazon's listing for multilingual children's books
https://www.amazon.ca/s?k=english+dual+language+books&i=stripbooks&crd=2FEHQ46LK9SQH&sprefix=english+dual+language+books%2Cstripbooks%2C81&ref=nb_sb_noss_2

The Apple Tree
Bilingual English and Mandarin Chinese books
https://www.amazon.ca/Apple-Tree-Bilingual-Mandarin-Language/dp/1540791882/ref=tmm_pap_swatch_o?_encoding=UTF8&qid=1506955991&sr=1-1

You are Special
www.youarespecial.com



Outdoor Learning

Ontario Children's Outdoor Charter: Discovering the Wonders of Nature

<http://www.childrensoutdoorcharter.ca/en/have-fun-outdoors>

Back to Nature Network: Ready... Set... Wonder!

<https://www.back2nature.ca/ready-set-wonder/>

NB Plays: Preschool — A Resource for Quality Early Learning Programming

https://www2.gnb.ca/content/dam/gnb/Departments/ed/pdf/promo/learning_at_home/NBPLAYS-Preschool.pdf

Eco Source: Growing a Green Community — Publications

<https://ecosource.ca/about-us/publications/>

Child and Nature Alliance of Canada: Forest and Nature School in Canada — Guide

<https://childnature.ca/wp-content/uploads/2017/10/FSC-Guide-1.pdf>

Outdoor Play Canada — Resources

<https://www.outdoorplaycanada.ca/>

Outdoor Play Canada: Loose Parts Resource

https://www.outdoorplaycanada.ca/portfolio_page/loose-parts-play-toolkit/

Forest Schooled: The Free Stuff

<https://www.forestschool.com/projects-and-programs>

Tinkergarten

<https://tinkergarten.com/activities/ages/0-to-2-years-old>

Family Resources

Family Literacy in the Outdoors

Introductory Sheet

<https://documentcloud.adobe.com/link/track?uri=urn%3Aaaid%3Asc%3AUS%3A868ec15e-06f8-47e5-9af1-061c6a0baddc#pageNum=1>

Family Literacy in the Outdoors

Book List and Resources

<https://documentcloud.adobe.com/link/track?uri=urn%3Aaaid%3Asc%3AUS%3A81c1c0e0-1e15-4ed1-b2d5-6c483e644d60#pageNum=1>

Gabriel

<https://www.facebook.com/ThePlantBasedGabriel/>

New Brunswick Public Library Online Resources for Children

Tell Me a Story

TumbleBooks

Universalis junior (French Encyclopedia)

National Geographic Kids - via Canadian Reference

<https://www2.gnb.ca/content/gnb/en/departments/nbpl/children.html>

Provincial Libraries

<https://www2.gnb.ca/content/gnb/en/departments/nbpl.html>

Tinkerlab

<https://tinkerlab.com/science-projects/>

Cuddlebug Kids

<https://www.facebook.com/cuddlebugbooks123/>

The Curiosity Approach

<https://www.facebook.com/thecuriosityapproach/>

Learning Parties: Ready at Five

<https://www.readyatfive.org/programs/learning-parties.html>

No Time for Flash Cards: Activities for 1- to 3-year-olds

<https://www.notimeforflashcards.com/category/activities-for-1-3-year-olds>

Jane Cabrera Children's Books

<https://www.janecabrera.co.uk>

Storyline Online

<https://storylineonline.net>

Second Harvest

<https://secondharvest.ca/>

Pre-K Pages

<https://www.pre-kpages.com>

Life with a Baby

<https://www.lifewithababy.com/blog?pg=1>

Zero To Three

<https://www.zerotothree.org>

Canadian Mental Health Association New Brunswick

<https://cmhanb.ca>

The Eric Carle Museum of Picture Book Art

<https://www.carlemuseum.org>

Melanie — a New Brunswick early-childhood resource tool

<https://nbliteracy.ca/melanie-nb/>

PBS Kids Read Aloud

<https://www.pbs.org/parents/read-along>

Childhood101

<https://childhood101.com/category/play-and-learn/baby-play-ideas/>

Talk with Me Anglophone East

<https://www.facebook.com/TalkWithMeAnglophoneEast>

Talk with Me Fredericton and Oromocto

<https://www.facebook.com/groups/125821814129253/>

Our Youngest Children

Learning and Care with Infants and Toddlers NB Professional Support Document

<https://bit.ly/3Se49PK>

Occupational Therapy for Infant and Toddler

<https://occupationaltherapyot.com/occupational-therapy-infant-toddler-babies/>

For Families NAEYC

<https://www.naeyc.org/our-work/for-families>

Canadian Children's Book Centre

<https://bookcentre.ca/resources/how-to-choose-a-book/choosing-books-for-babies-and-toddlers>



Songs and Finger Rhymes

"Roly Poly Storytime Fingerplay"

<https://www.youtube.com/watch?v=RV3Sewfe2s8><https://www.youtube.com/watch?v=UQEaQYnCS1k>

"Pat-a-Cake"

<https://www.youtube.com/watch?v=jdg5OKzCR9w>

"Alice the Camel"

<https://www.youtube.com/watch?v=A8hjmsBKM5w>

"Six Little Ducks"

<https://www.youtube.com/watch?v=l6j8YWSRGHU>

“Head, Shoulders, Knees, and Toes”

<https://www.youtube.com/watch?v=ZanHgPprl-o>

“Skidamarink”

<https://www.youtube.com/watch?v=2KYkzrqTUDk>

“The Farmer in the Dell”

<https://www.youtube.com/watch?v=307A4ddwhcM>

“Wheels on the Bus”

https://www.youtube.com/watch?v=e_o4ZrNroTo

“Looby-Loo”

https://www.youtube.com/watch?v=jbBbRjs_niM

“Hickory, Dickory, Dock”

<https://www.youtube.com/watch?v=ygcN65SILFg>

“Baby Bumblebee”

<https://www.youtube.com/watch?v=OuByYknLFps>

“This Old Man”

<https://youtu.be/J3cIWWNrBZU>

“Nursery Rhymes Vol. 4: Collection of Twenty Rhymes”

<https://youtu.be/9GsrnhJoWNs>